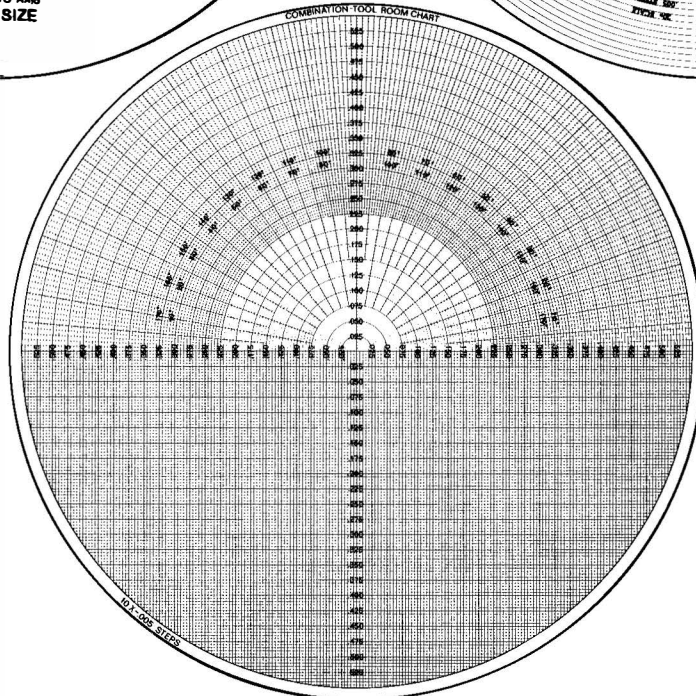
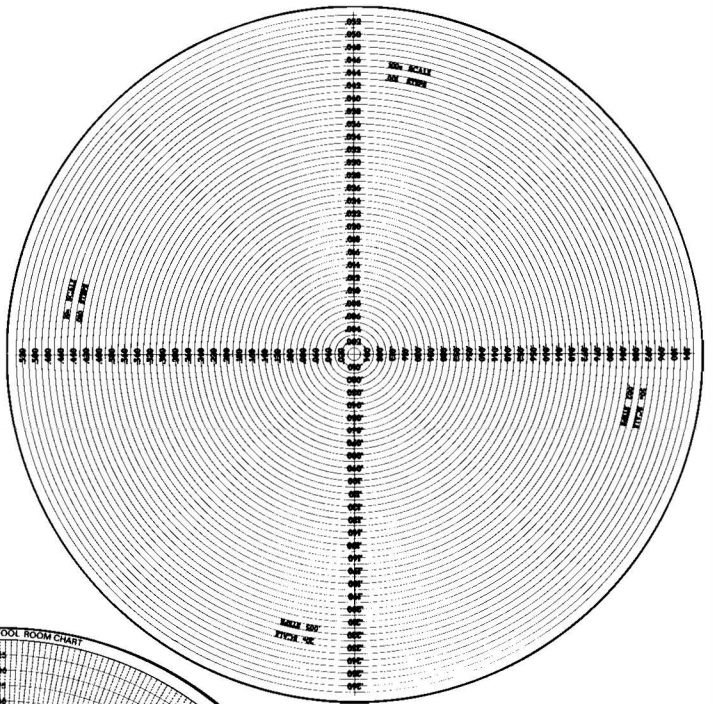
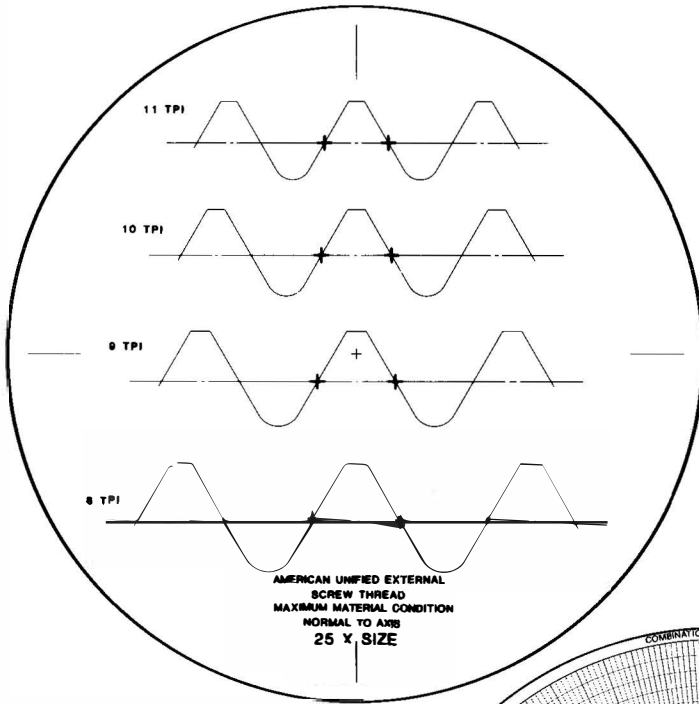





Cat No. 2003-01

# VISUAL PRECISION, INC.


## Optical Comparator Charts, Scales, Fixtures & Accessories





Our products are designed to assist you in realizing the maximum potential from your visual inspection system. Most standard products you will find in our catalog can be customized to meet your requirements. We offer various levels of certification for these products.

We can also help in the certification and inspection of most any precision measuring instrument.



## STANDARD CERTIFICATION SERVICES and DOCUMENTS

We offer four standard levels of certification.

### Level 1 - GENERAL CERTIFICATE OF CONFORMANCE

This is our basic certificate and is issued with every item shipped. No serial numbers or actual measurements are stated on the certificate.

### Level 2 - CERTIFICATE OF ACCURACY - Short Form

This certificate is provided for a product that has been inspected visually to ensure that its accuracy is within the value stated on the certificate. A serial number is assigned and is placed on the document and the product. Call for pricing.

### Level 3 - CERTIFICATE OF ACCURACY - Long Form

This certificate is provided for a product that has been inspected with a measurement device. A deviation report is generated detailing point by point inspection of relevant features per the engineering drawing. A serial number is assigned and is placed on the document and the product. The charge for this service is based on the item inspected. Please call for a quotation.

### Level 4 - CERTIFICATE OF ACCURACY - 3<sup>RD</sup> Party Inspection

This certificate is provided for a product that has been inspected with a measurement device. A deviation report is generated detailing point by point inspection of relevant features per the engineering drawing. A serial number is assigned and is placed on the document and the product. A third party inspection report is provided. This report documents additional information specified in the IEC/ISO 17025:1999(E) requirement booklet. The charge for this service is based on the item inspected. Please call for a quotation.



## CUSTOM CERTIFICATION SERVICES and DOCUMENTS

Visual Precision can also help you in the certification and inspection of most any precision measuring instrument. We have certified customer supplied charts, scales, reticles, stage micrometers, gratings, loupes, calibration targets, etc. Please call to let us know what you need inspected and/or certified. We will be happy to provide a quotation.



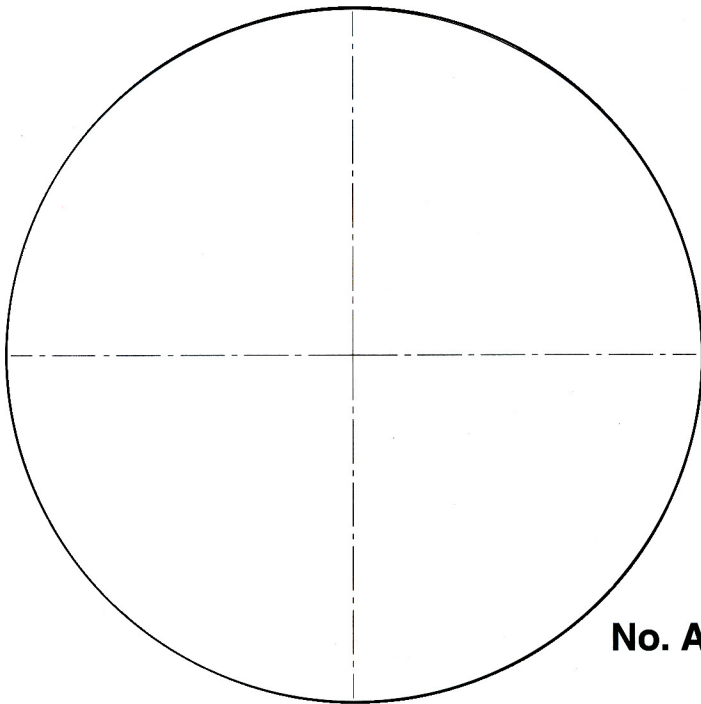
## TABLE OF CONTENTS

Certification Services .....	INSIDE COVER
Centerline Screens .....	PAGES 1-2
General Screens and Charts .....	PAGES 3-4
Protractor Screens and Charts .....	PAGES 5-6
Thread Form Charts .....	PAGE 7
Hand Held Discs .....	PAGE 8
Layout & Measuring Scales .....	PAGE 9
Custom Comparator Charts .....	PAGE 10
Custom Comparator Gaging Systems .....	PAGE 11
Comparator Fixtures .....	PAGE 12
Precision Scales & Calibration References .....	PAGE 13
Custom Sight Gages .....	PAGE 14
Lamps and Lightbulbs for Optical Comparators .....	PAGE 14
Ordering Information .....	PAGE 15
Order Form Blank .....	PAGE 16

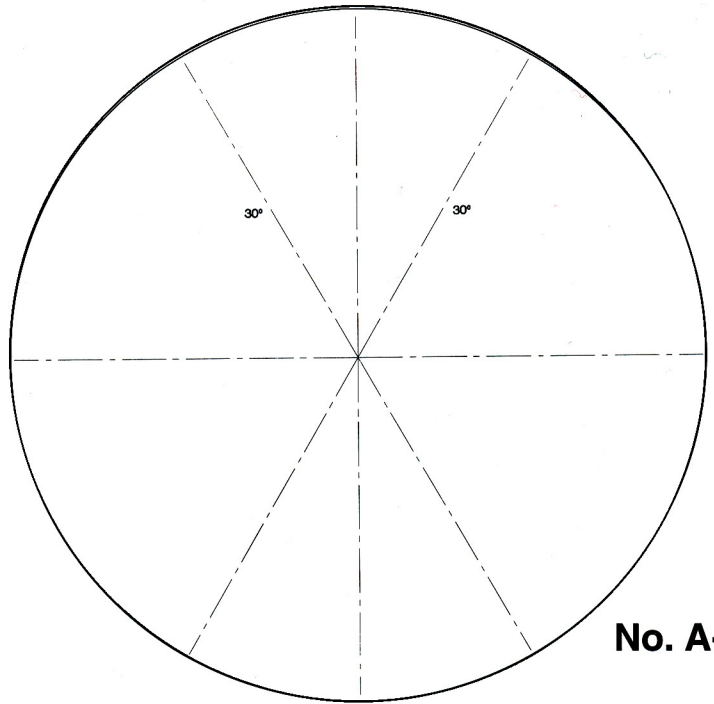


# Centerline Screens

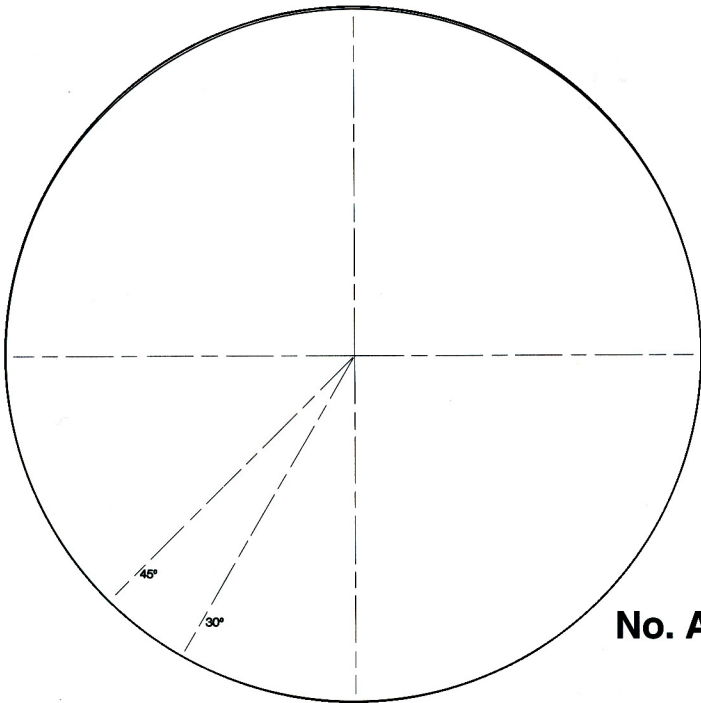
(Glass Only)



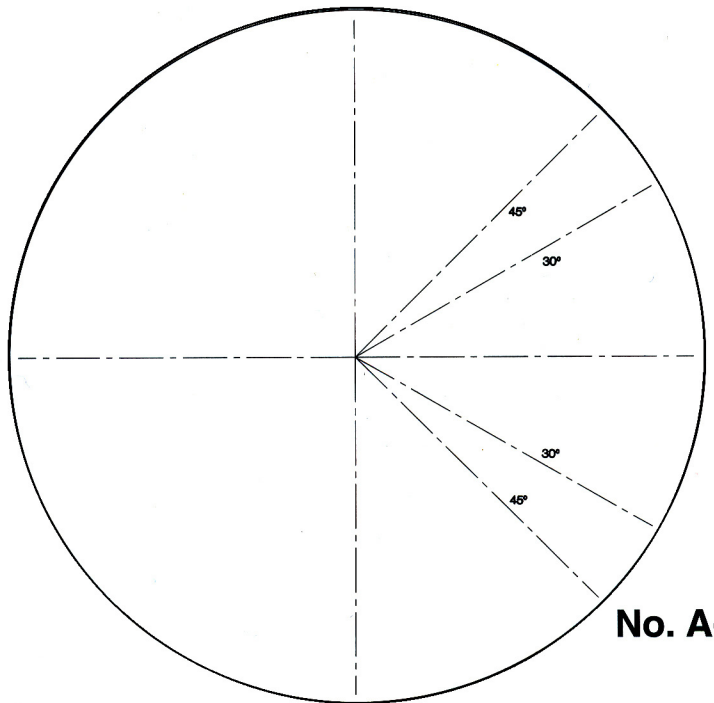
**No. A-1**



**No. A-2**



**No. A-3**



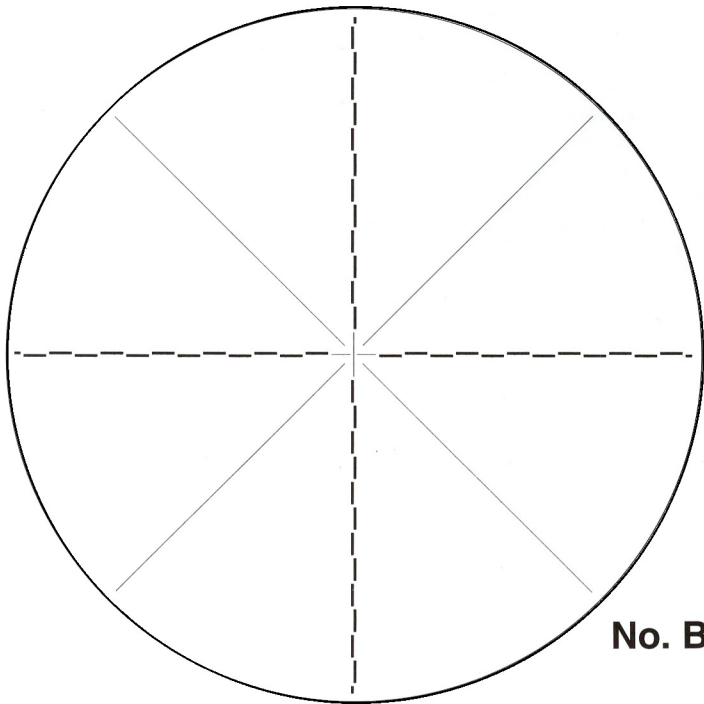
**No. A-4**

- \* Standard glass centerline screens are basic for any optical comparator.
- \* Protractor rings can be added to any screen.
- \* Other angular line combinations are available upon request.
- \* Screens can be ordered with solid or colored lines if desired.

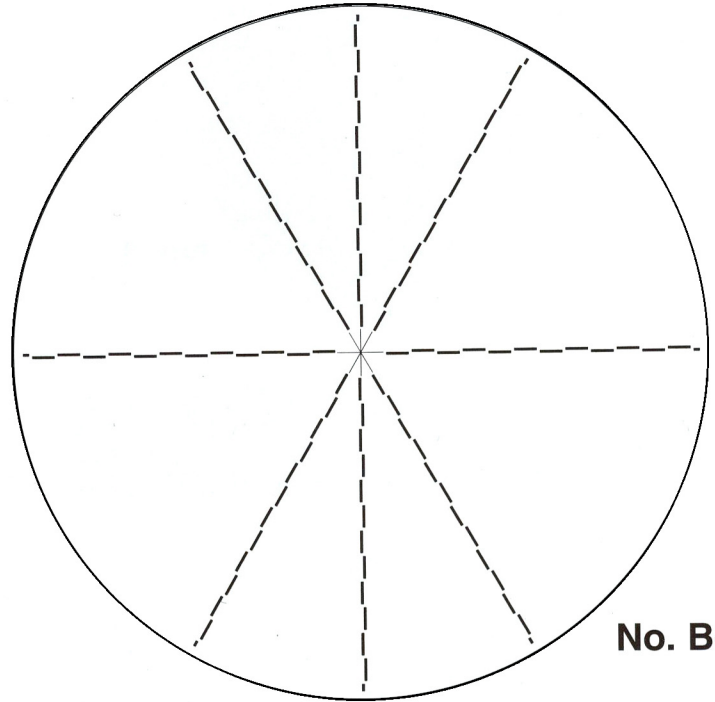


# Centerline Screens

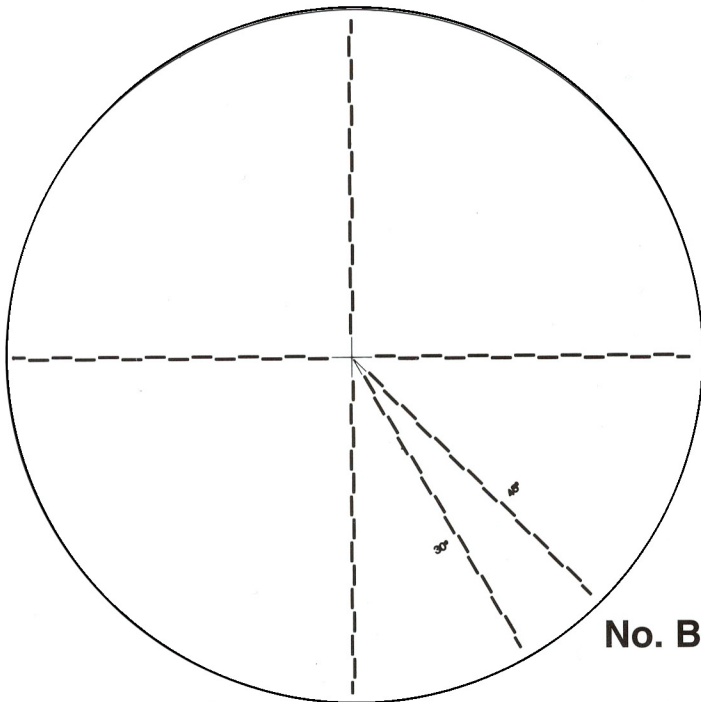
(Glass Only)



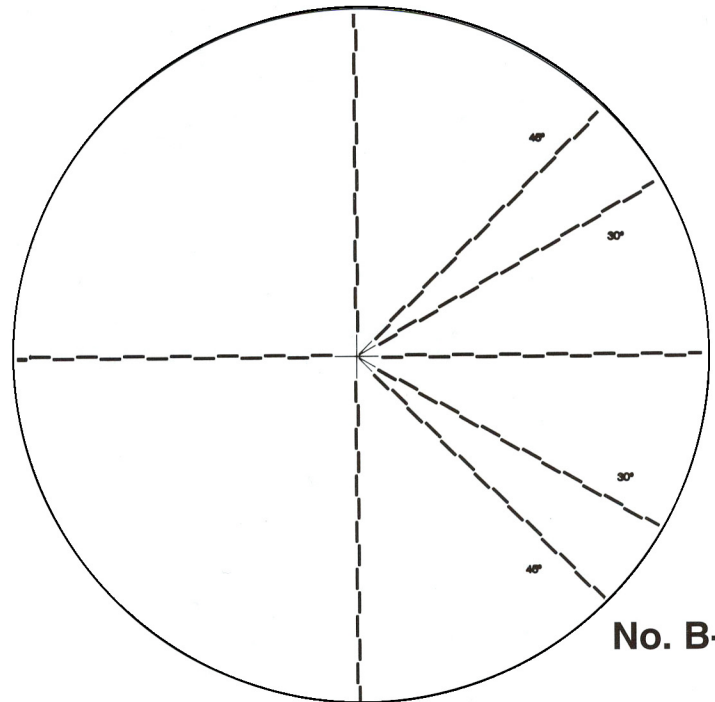
**No. B-1**



**No. B-2**



**No. B-3**

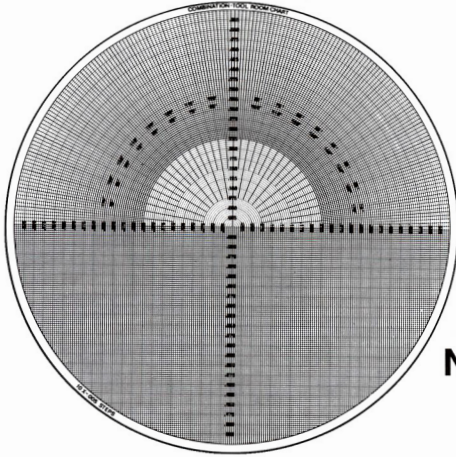


**No. B-4**


- \* Protractor rings can be added to any screen.
- \* Other angular line combinations are available upon request.
- \* Glass rectangular block screens available in all diameters up to and including 30.75" diameter.

# General Screens and Charts

(Glass or Plastic)



No. 1



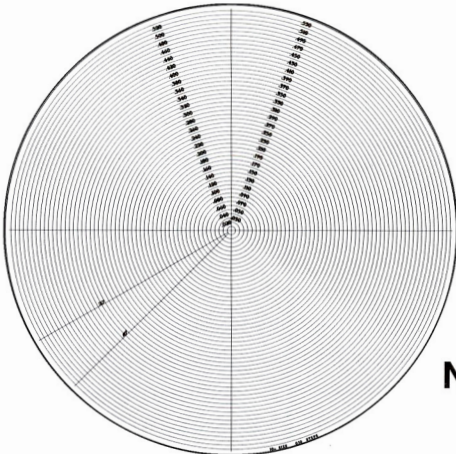
No. 2

Combination Radius - Grid Chart

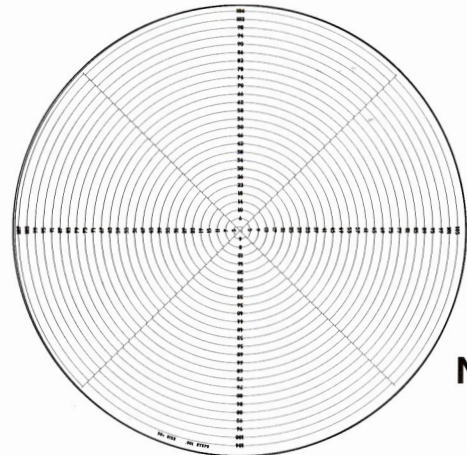
Magnification		10 X	20 X	25 X	31.25 X	50 X	62.5 X	100 X
Inch	Increments	.005	.002	.002	.001	.001	.001	.0005
Metric	Increments	.10mm	.05mm	.04mm	.04mm	.02mm	.02mm	.01mm

Grid Chart

Magnification		10 X	20 X	25 X	31.25 X	50 X	62.5 X	100 X
Inch	Increments	.005	.002	.002	.001	.001	.001	.0005
Metric	Increments	.10mm	.05mm	.04mm	.04mm	.02mm	.02mm	.01mm



No. 3



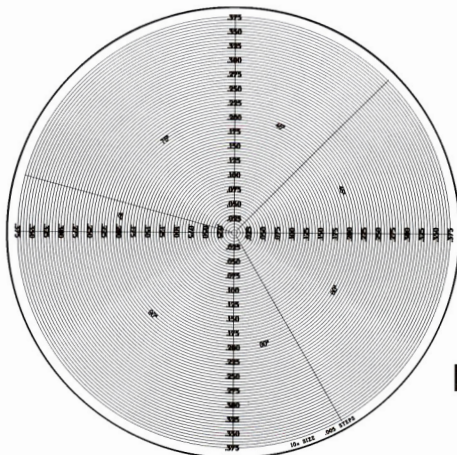
No. 4

360° Radius Chart

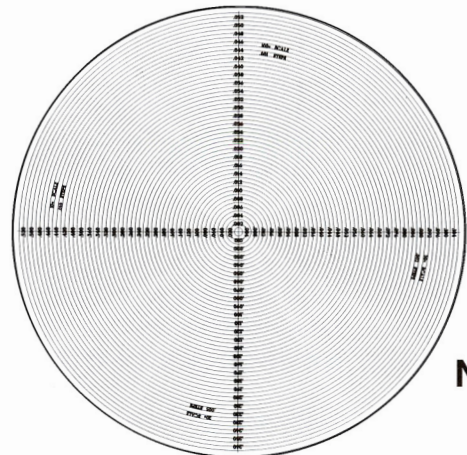
Magnification		10X	20X	25X	31.25X	50X	62.5X	100X
Inch	Increments	.010	.005	.004	.004	.0025	.002	.001
Metric	Increments	.20mm	.10mm	.08mm	.04mm	.04mm	.02mm	.02mm

Radius Chart .001 Increments Progressive In Each Quadrant

Magnification		10X	20X	25X	31.25X	50X	62.5X	100X
Inch	Increments	.001	.001	.001	.001	.001	.001	.001
Metric	Increments	.025mm	.025mm	.025mm	.025mm	.025mm	.025mm	.025mm



No. 5



No. 6

Radius Chart 360° 15° 30° 45° 60° 75° Angles

Magnification		10X	20X	25X	31.25X	50X	62.5X	100X
Inch	Increments	.005	.0025	.002	.002	.001	.001	.0005
Metric	Increments	.20mm	.10mm	.08mm	.04mm	.04mm	.02mm	.02mm

Radius Chart 360° Combination 4 Magnifications On Chart

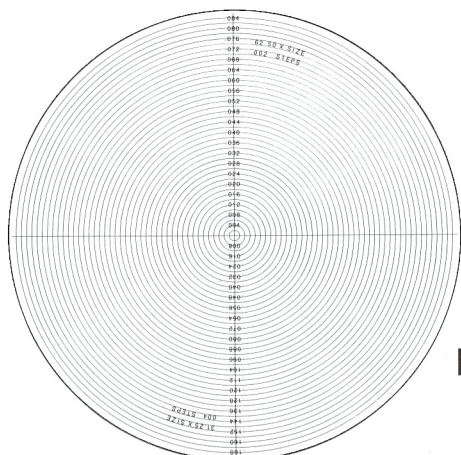
Magnification		10X	20X	50X	100X
Inch	Increments	.010	.005	.002	.001
Metric	Increments	.20mm	.10mm	.04mm	.02mm

4 MAGNIFICATIONS AVAILABLE ON SAME CHART IF DESIRED, 10X, 20, 50X & 100X.



# General Screens and Charts

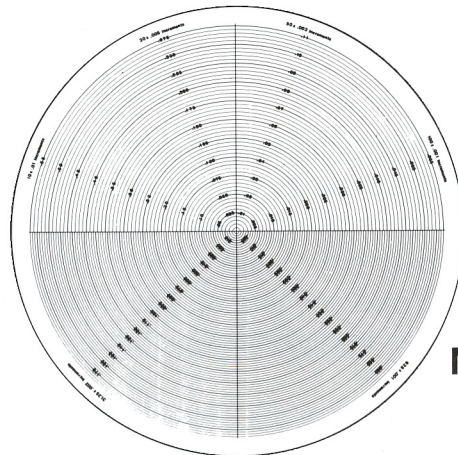
(Glass or Plastic)



No. 7

**Radius Chart 360° Combination  
2 Magnifications On Chart**

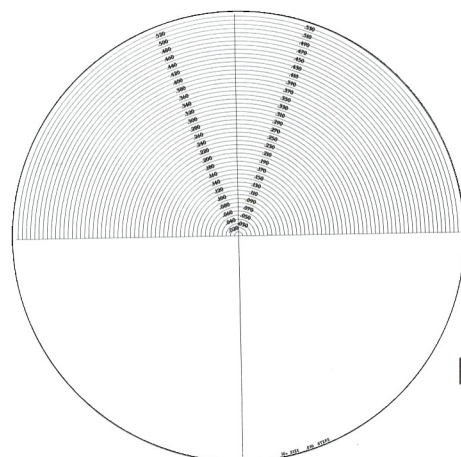
Magnification		31.25X	62.5X		31.25X	62.5X
Inch	Increments	.004	.002	Or	.002	.001
Metric	Increments	.08mm	.04mm	Or	.04mm	.02mm



No. 8

**Radius Chart - All Magnification**

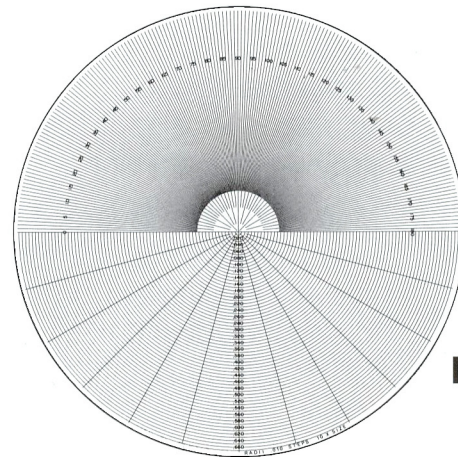
Magnification		10 X	20 X	31.25 X	50 X	62.5 X	100 X
Inch	Increments	.010	.005	.002	.002	.001	.001
Metric	Increments	.20mm	.10mm	.04mm	.04mm	.02mm	.02mm



No. 9

**180° Radius Chart**

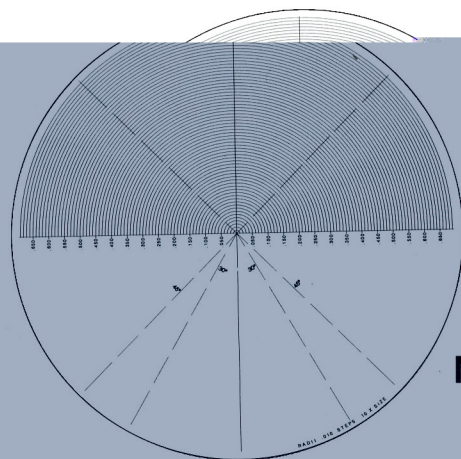
Magnification		10X	20X	25X	31.25X	50X	62.5X	100X
Inch	Increments	.010	.005	.004	.004	.0025	.002	.001
Metric	Increments	.20mm	.10mm	.08mm	.04mm	.04mm	.02mm	.02mm



No. 10

**Combination Radius And Angle Chart**

Magnification		10X	20X	25X	31.25X	50X	62.5X	100X
Inch	Increments	.010	.005	.004	.004	.002	.002	.001
Metric	Increments	.20mm	.10mm	.08mm	.04mm	.04mm	.02mm	.02mm

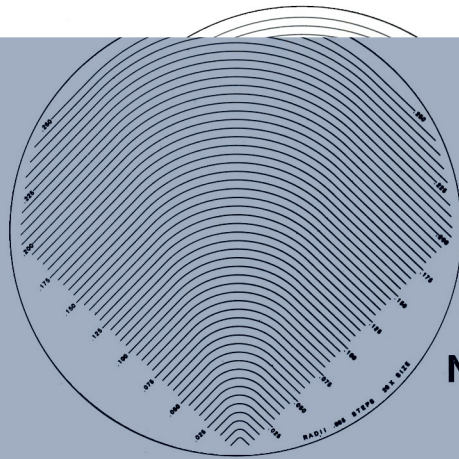


No. 11

**180° Radius Chart With 30° And 45° Angles**

Magnification		10X	20X	25X	31.25X	50X	62.5X	100X
Inch	Increments	.010	.005	.004	.004	.002	.002	.001
Metric	Increments	.20mm	.10mm	.08mm	.04mm	.04mm	.02mm	.02mm

MAGNIFICATIONS AVAILABLE ON SAME CHART IF DESIRED, 10X, 20X, 50X, & 100X.

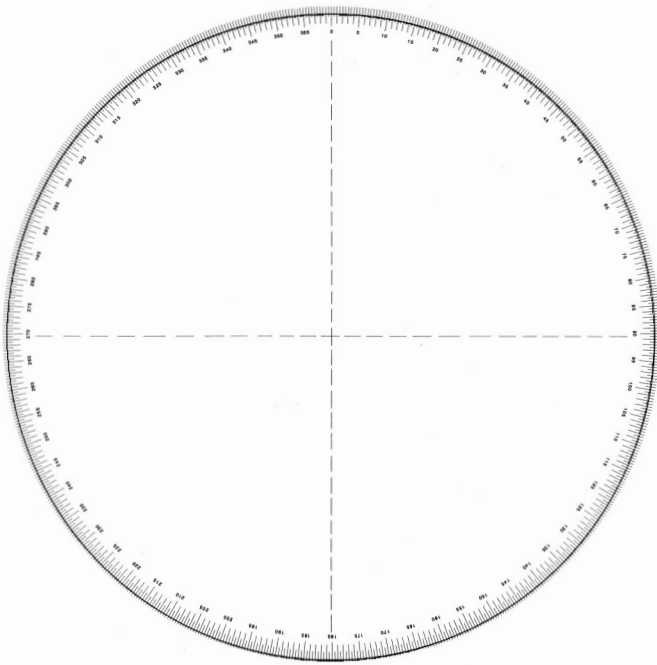


No. 14

**Fillet Chart — 90° Arcs**

Magnification		10X	20X	25X	31.25X	50X	62.5X	100X
Inch	Increments	.010	.005	.004	.002	.002	.001	.001
Metric	Increments	.20mm	.10mm	.08mm	.04mm	.04mm	.02mm	.02mm

# Protractor Screens (Glass Only)

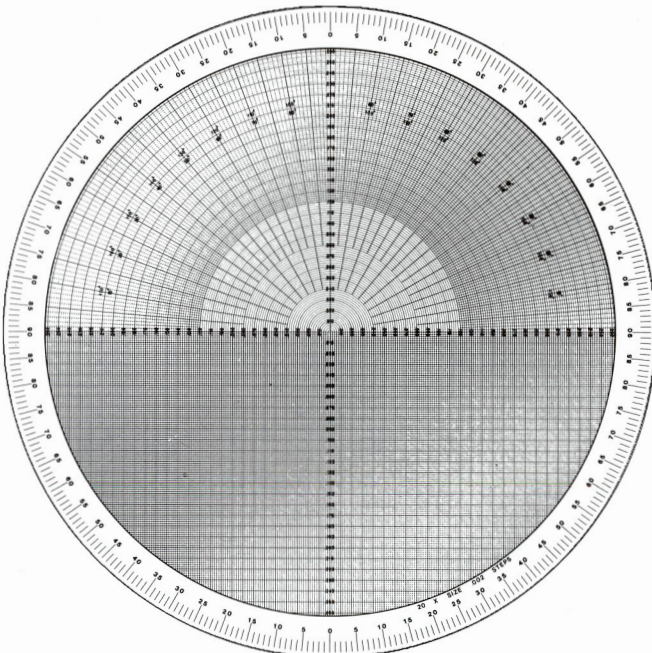



## No. 15

Marked every 5 degrees graduated every 30 minutes; "0" to 360 degrees shown. Available in all diameters up to and including 30.75" diameter.

## No. 16

Marked every 5 degrees graduated every degree; "0" to 360 degrees shown. Available in all diameters up to and including 30.75" diameter.



## No. 17

Marked every 5 degrees graduated every degree; "0" to 90 degree quadrants. Available in all diameters up to and including 30.75" diameter.

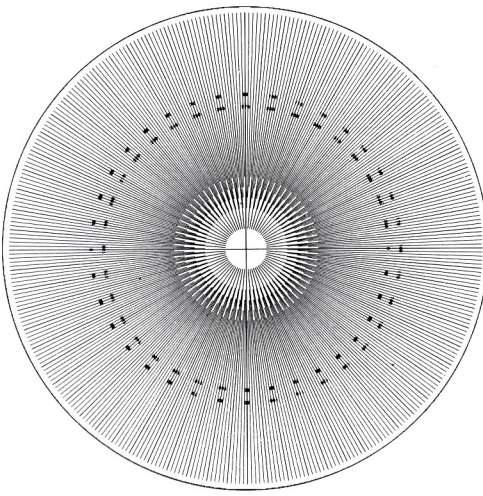
### Combination Radius - Grid Chart with Protractor Ring

Magnification		10 X	20 X	25 X	31.25 X	50 X	62.5 X	100 X
Inch	Increments	.005	.002 .0025	.002	.001	.001	.001	.0005
Metric	Increments	.10mm	.05mm	.04mm	.04mm	.02mm	.02mm	.01mm




# Protractor & Radius Charts

(Glass or Plastic)




## No. 20

Marked every 10 degrees, graduated every degree. Available in all diameters up to and including 30.75" diameter.



## No. 24

Marked every 5 degrees, graduated every 30 minutes. Available in all diameters up to and including 30.75" diameter.



## No. 25

Small radius charts available up to 14.5" diameter.

Radius Chart

Magnification		10 X	20 X	25 X	31.25 X	50 X	62.5 X	100 X
Inch	Increments	.010	.005	.004	.002	.002	.001	.001
Metric	Increments	.20mm	.10mm	.08mm	.04mm	.04mm	.02mm	.02mm

## No. 26


Large radius charts available in most sizes.

Large Radius Charts\*

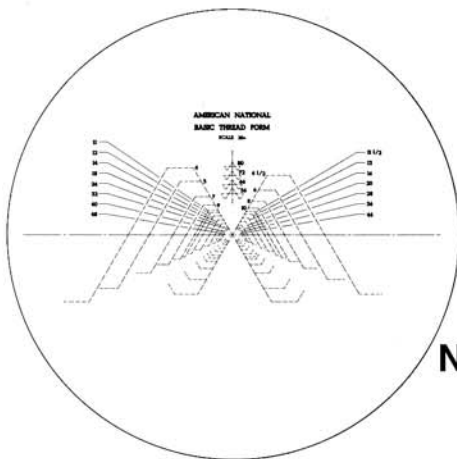
INCH			
Mag.	Increments	Min. - Max. R.	Range
10 X	.005	.500 - 1.800	1.300
20 X	.002	.250 - .900	.650
25 X	.002	.200 - .720	.520
31.25 X	.002	.160 - .576	.416
50 X	.001	.100 - .360	.260
62.5 X	.001	.080 - .288	.208
100 X	.0005	.050 - .180	.130

METRIC			
Mag.	Increments	Min. - Max. R.	Range
10 X	.10 mm	12.5 - 46.0	33.5
20 X	.05 mm	6.25 - 23.0	16.75
25 X	.04 mm	5.0 - 18.4	13.4
31.25 X	.04 mm	4.0 - 14.8	10.8
50 X	.02 mm	2.5 - 9.2	6.7
62.5 X	.02 mm	2.0 - 7.4	5.4
100 X	.01 mm	1.25 - 4.6	3.35

\* Size range is based on 14" diameter (range is greater on larger diameters)



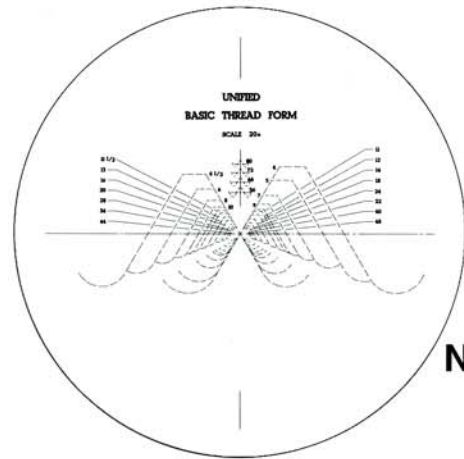
# Thread Form Charts



**No. 29**

## American National Basic Thread Form

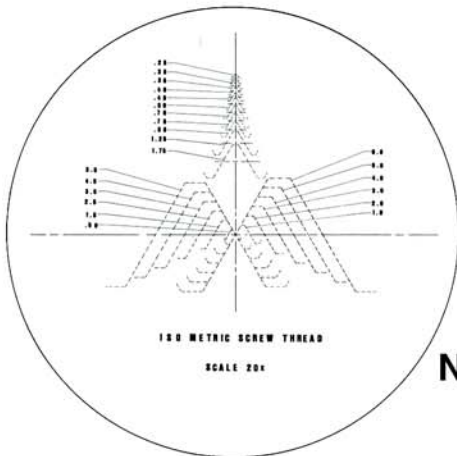
For checking thread angles, root and crest-forms and depth, from 4 to 80 pitch threads, as defined in the Federal Standard Handbook H-28.



**No. 30**

## Unified Basic Thread Form

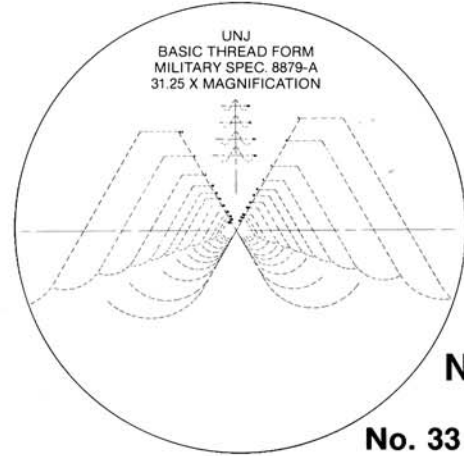
For checking thread angles, root and crest-forms and depth, from 4 to 80 pitch threads, as defined in the 1978 edition of Federal Standard H-28.



**No. 32**

## ISO Metric Screw Threads

For checking thread angles, root and crest-forms and depth, from .25 to 6.0 mm pitch threads, as defined in the 1978 edition to Federal Standard H-28. Also available in same format as chart no. 36 (single pitch threads).

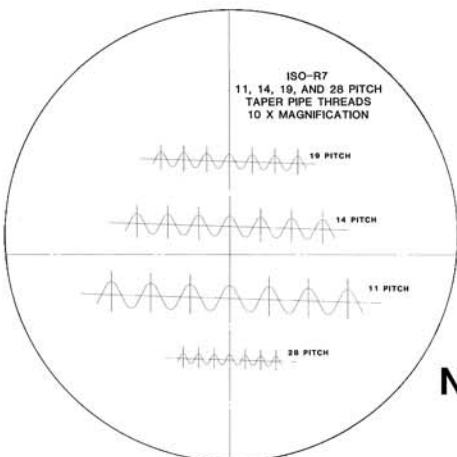


**No. 33**

## No. 33

## UNJ Basic Thread Form, Military Spec. 8879A

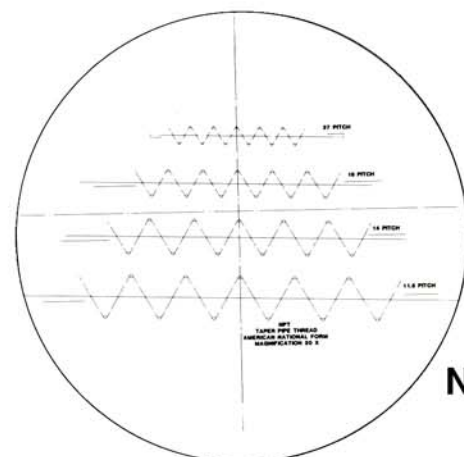
For checking thread angles, root and crest-forms and depth, from 4 to 80 pitch threads, as defined in the 1973 Military Specification Manual MIL-S-8879A. also available in same format as chart no. 36 (single pitch threads).



**No. 34**

## ISO Taper Pipe Threads

For rapid checking of thread form, lead, taper, truncation, and included angle.



**No. 36**

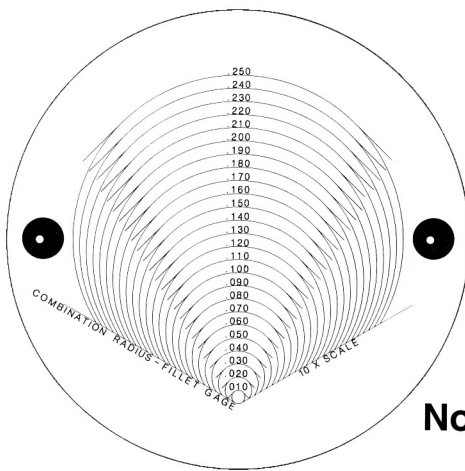
## American National Form Taper Pipe Thread

For rapid checking of thread form, lead, taper, etc., as defined in National Bureau of Standards Handbook H-28.

Visual Precision specializes in custom thread charts. Please specify your requirements. A minimum magnification of 20X is strongly recommended for all thread charts.



# Hand Held Discs



**Radius Checker**

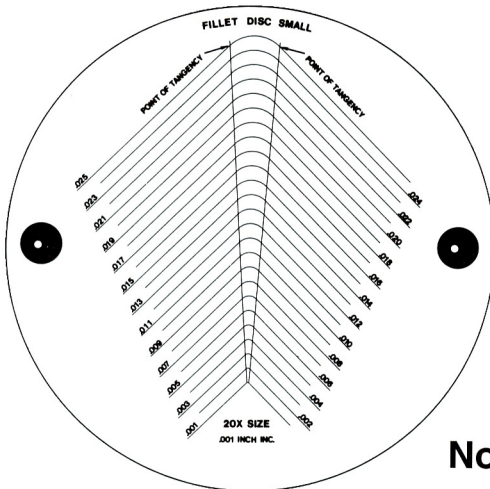
**No. 37**

**Radius Checker**

Magnification		10 X	20 X	25 X	31.25 X	50 X	62.5 X	100 X
Inch	Increments	.010	.005	.004	.002	.002	.001	.001
Metric	Increments	.20mm	.10mm	.08mm	.10mm	.04mm	.05mm	.02mm

## ALL DISCS HAVE THESE FEATURES:

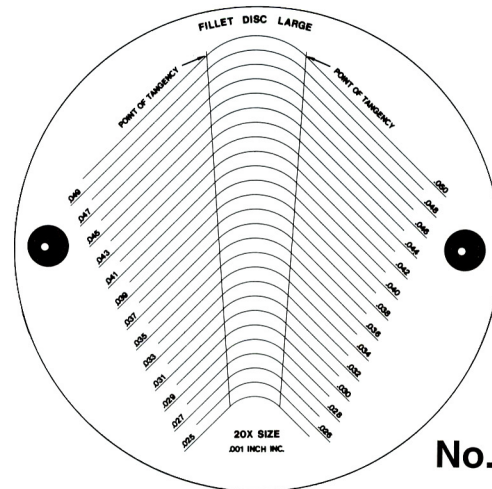
- \* Image on the bottom side, eliminating parallax
- \* Clear plastic material
- \* (2) knobs located on sides
- \* 7" diameter X 1/8" thick



**Fillet Checker**

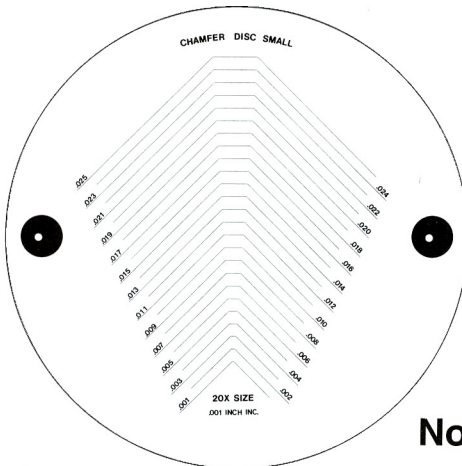
**No. 37-FS**

Fillet Small



**No. 37-FL**

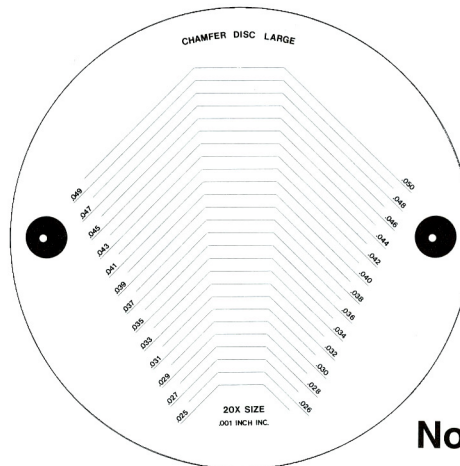
Fillet Large



**Chamfer Checker**

**No. 37-CS**

Chamfer Small




**No. 37-CL**

Chamfer Large

**Fillet & Chamfer Checkers**

Magnification		10 X	20 X	31.25 X	50 X	62.5 X	100 X
Inch	Increments	.001	.001	.001	.0005	.0005	.0005
Metric	Increments	.02mm	.02mm	.02mm	.01mm	.01mm	.01mm

# Layout & Measuring Scales




## No. 38 Two Magnification Scale

Combinations of Magnifications	Increments Available		Catalog Numbers							
			Glass				Plastic			
	INCH	METRIC	8"	12"	18"	24"	8"	12"	18"	24"
10X - 20X	.0050 - .0010	.10mm - .05mm	38100	38200	38300	38400	38600	38700	38800	38900
10X - 25X	.0050 - .0010	.10mm - .04mm	38101	38201	38301	38401	38601	38701	38801	38901
10X - 31.25X	.0050 - .0010	.10mm - .04mm	38102	38202	38302	38402	38602	38702	38802	38902
10X - 50X	.0050 - .0005	.10mm - .02mm	38103	38203	38303	38403	38603	38703	38803	38903
10X - 62.5X	.0050 - .0005	.10mm - .02mm	38104	38204	38304	38404	38604	38704	38804	38904
10X - 100X	.0050 - .0005	.10mm - .01mm	38105	38205	38305	38405	38605	38705	38805	38905
20X - 25X	.0010 - .0010	.05mm - .04mm	38106	38206	38306	38406	38606	38706	38806	38906
20X - 31.25X	.0010 - .0010	.05mm - .04mm	38107	38207	38307	38407	38607	38707	38807	38907
20X - 50X	.0010 - .0005	.05mm - .02mm	38108	38208	38308	38408	38608	38708	38808	38908
20X - 62.5 X	.0010 - .0005	.05mm - .02mm	38109	38209	38309	38409	38609	38709	38809	38909
20X - 100X	.0010 - .0005	.05mm - .01mm	38110	38210	38310	38410	38610	38710	38810	38910
25X - 31.25X	.0010 - .0010	.04mm - .04mm	38111	38211	38311	38411	38611	38711	38811	38911
25X - 50X	.0010 - .0005	.04mm - .02mm	38112	38212	38312	38412	38612	38712	38812	38912
25X - 62.5 X	.0010 - .0005	.04mm - .02mm	38113	38213	38313	38413	38613	38713	38813	38913
25X - 100X	.0010 - .0005	.04mm - .01mm	38114	38214	38314	38414	38614	38714	38814	38914
31.25X - 50 X	.0010 - .0005	.04mm - .02mm	38115	38215	38315	38415	38615	38715	38815	38915
31.25X - 62.5X	.0010 - .0005	.04mm - .02mm	38116	38216	38316	38416	38616	38716	38816	38916
50X - 62.5X	.0005 - .0005	.02mm - .02mm	38117	38217	38317	38417	38617	38717	38817	38917
50X - 100 X	.0005 - .0005	.02mm - .01mm	38118	38218	38318	38418	38618	38718	38818	38918
100X - 31.25X	.0005 - .0010	.01mm - .04mm	38119	38219	38319	38419	38619	38719	38819	38919

### ALL SCALES HAVE THESE FEATURES:

- \* Ruled lines on the bottom side, eliminating parallax
- \* Glass or Plastic material
- \* (2) knobs located at both ends
- \* Glass thickness of 1/4"
- \* Plastic thickness of 3/16"
- \* Optional cases

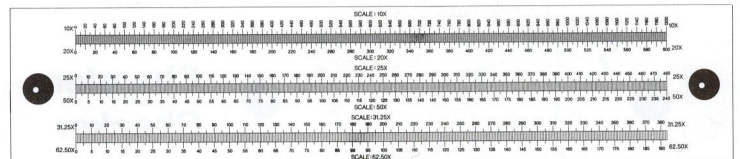
## No. 39 Standard Multi-Magnification Scale



Unit of Measure	Catalog Numbers							
	Glass				Plastic			
	8"	12"	18"	24"	8"	12"	18"	24"
INCH	3901	3902	3903	3904	3906	3907	3908	3909
METRIC	3911	3912	3913	3914	3916	3917	3918	3919

Magnification	Increments	
	INCH	METRIC
10X	.00200	.100 mm
20X	.00100	.050 mm
31.25X	.00100	.050 mm
50X	.00050	.020 mm
62.5X	.00050	.025 mm
100X	.00025	.010 mm

## No. 40 Multi-Magnification Scale



Unit of	Catalog Numbers							
	Glass				Plastic			
	8"	12"	18"	24"	8"	12"	18"	24"
INCH	4001	4002	4003	4004	4006	4007	4008	4009
METRIC	4011	4012	4013	4014	4016	4017	4018	4019

Magnification	Increments	
	INCH	METRIC
10X	.0020	.100 mm
20X	.0010	.050 mm
25X	.0010	.040 mm
31.25X	.0010	.050 mm
50X	.0005	.020 mm
62.5X	.0005	.025 mm



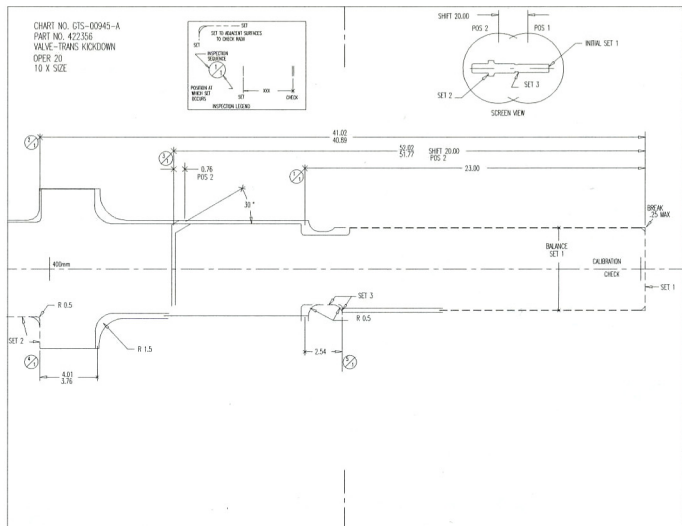
## Custom Comparator Charts

Simplify checking of complex production parts.

A custom comparator chart can solve a lot of problems quickly and inexpensively. Our design group has been creating "Special Application" charts for over 35 years. We can design and manufacture a comparator chart dedicated to your part and perfectly suited to your checking application.

We can create a chart from your part drawing or electronic CAD file. Features can include multiple views, graphic & numerical tolerances, datums, and theoreticals. The electronic files for charts are maintained for easy and inexpensive duplication and/or modification when a revision crops up. To enhance handling of your parts, we can also design and manufacture *dedicated holding fixtures* that are coordinated with your custom chart. See page 11 for details.

A Visual Precision custom comparator chart can help you simplify a complex inspection job for your quality system.



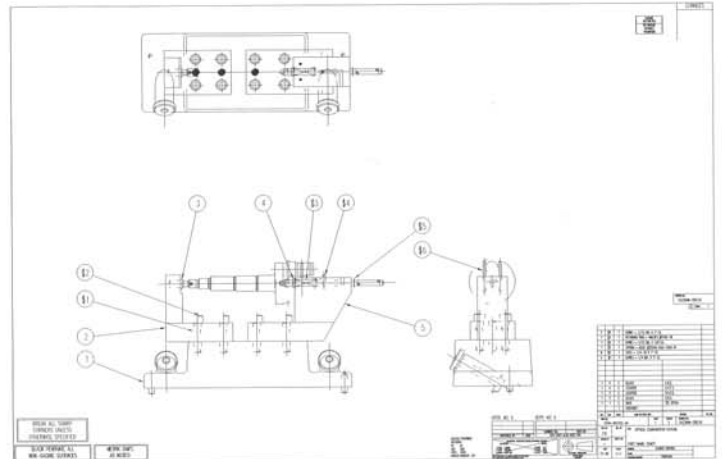
# Custom Comparator Gaging Systems

## The perfect Go/NoGo Gaging System

When you need a dedicated gage for fast floor inspection without the expense and excessive lead time of a special gage or checking fixture, Visual Precision can help. We can design a complete comparator gaging system that is fast, accurate and easy to use.

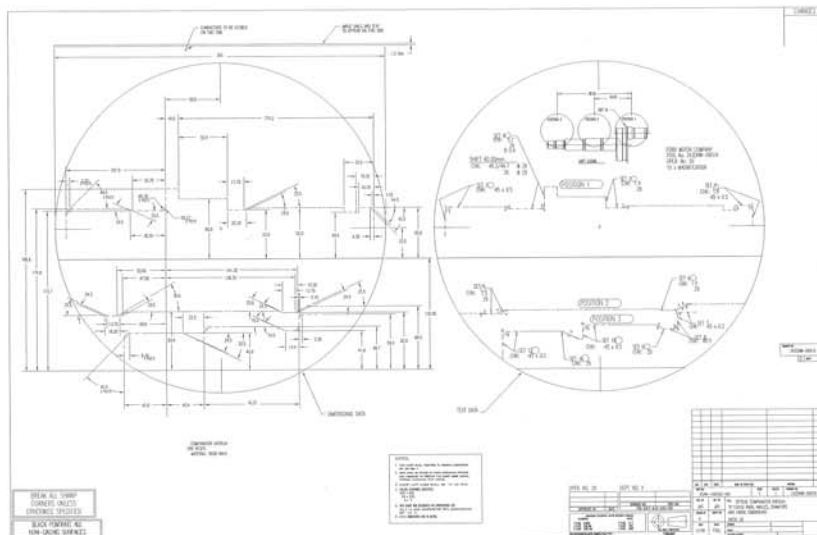


A sample of a dedicated holding fixture for precise and easy part alignment.



In large production runs, inspection speed is critical. Visual Precision can design a custom comparator system consisting of a dedicated fixture and a comparator chart configured to your exact requirements to meet the demanding needs of production checking.


A custom comparator gaging system allows the operator to see the total tolerance envelope and instantly determine conformity of the part to specifications at a fraction of the cost of hard gaging.





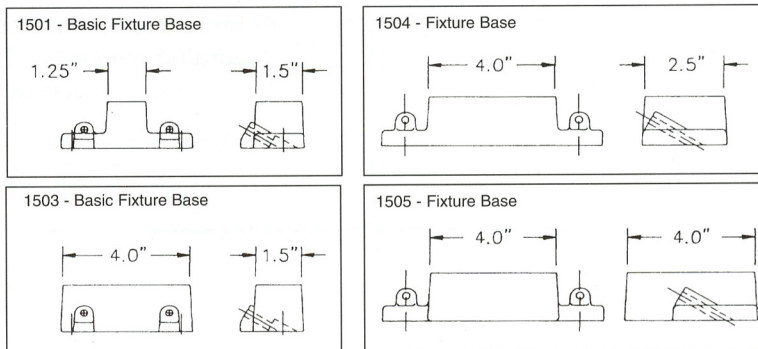
# Comparator Fixtures

Standard & Custom Solutions for most any kind of part



## Fixture Bases

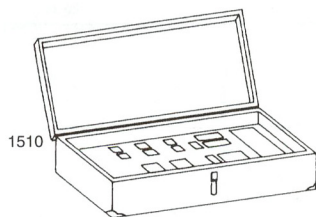
Fixture bases are the foundation for special part applications, and are designed to function on most horizontal comparator stages.



## Fixture Kit

The fixture kit includes a base and several accessories ready to use for holding a variety of small parts.

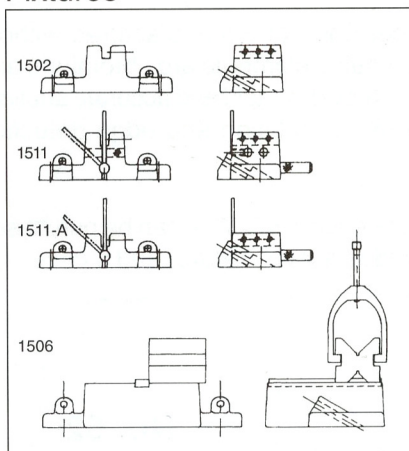
Box is lined and padded for safe storage.



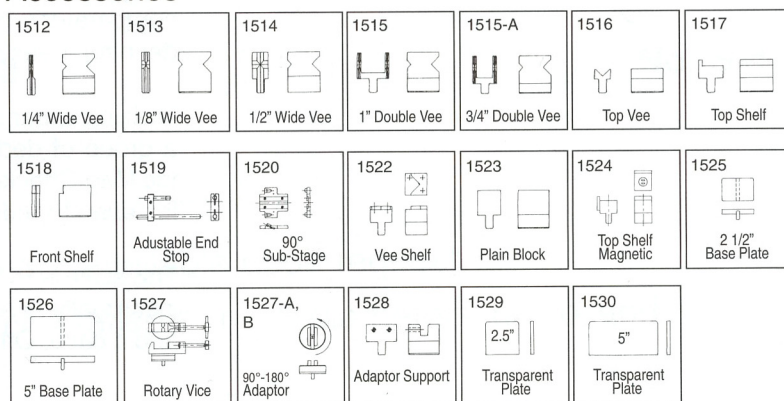
## User Ready Fixtures & Accessories

User ready bases are complete for accepting various accessories to hold and present parts on comparator tables.

### Fixtures

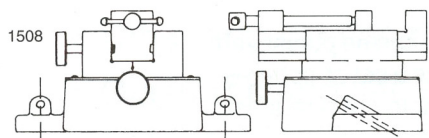


### Accessories



## Rotary Vise Fixture

This fixture is designed to work without modification and without additional accessories.




# Precision Scales & Calibration References

To realize the maximum potential of your Visual Inspection System.

## No. 60

Our high resolution **Microrules** are the last word in linear scales. Microrules are extremely precise, and are used for the calibration of CMM vision systems and optical comparators. Our 6" glass scale is accurate to a micron.



All Microrules are inch/metric with vacuum-deposited chromium graduations. Integrated eyepieces for direct measurement of 2-D parts like circuit boards are available as options on the 12" & 25" units.

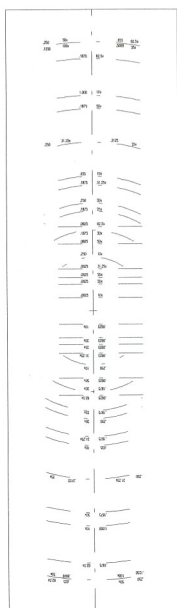
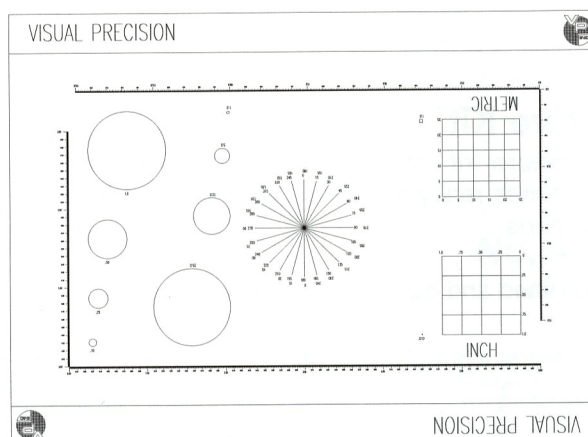
Scale Type	Overall Length	Increments	
		Inch	Metric
60-6	6"	.00100	.0250 mm
60-12	12"	.00100	.0250 mm
60-25	25"	.00200	.0500 mm

## No. 61

The **Master Calibration Artifact** was developed by request of technicians who make their living calibrating optical measuring machines.

This is a reference standard designed and manufactured without compromise. All scales and geometric elements are chromium, and include both units of measure. It provides rapid and accurate analysis of numerous mechanical and NC calculation and edge detection functions.

Approximate size of this glass reference is 5" x 7". It can be purchased individually, or as a kit that includes a level, fixture, and a case.



## No. 62

The **Mag-Checker** is designed to verify lens and image integrity by identifying errors in your optical comparator's magnification, light path, focus and defining areas of geometric distortion.

Utilizing linear scales and radii in conjunction with a group of dedicated precision ceramic spheres, the Mag-Checker defines radial and linear accuracy in seven (7) common comparator magnifications.

This scale is 14 inches in length. It can be purchased individually, or as a kit that includes a set of spheres, and a case. Other lengths available upon request.




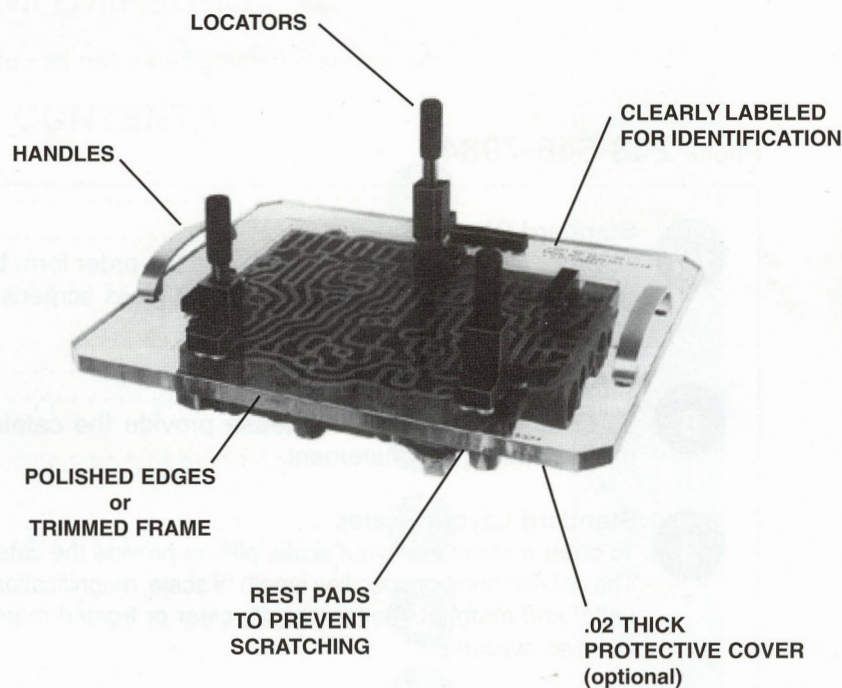
# Custom Sight Gages

Fast, simple, and efficient

Sight gages are hand-held templates designed and built for rapid production checking. Image lines on the gage are compared to part features for visual determination of part accuracy and conformance to specification.

Our sight gages are rugged shop-floor tools with an optional sealed image for demanding environments. These are often used for size, form, location, and position checking.

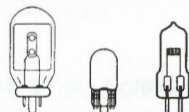
Our sight templates are equipped with hardened rest buttons, precision position locating pins, and handles. We can design and manufacture to your specifications.



This sight template (shown left) checks the nominal joint face and combustion chambers, the location of the gasket sealing areas, non-weld areas and cored openings relative to the manufacturing holes.

## Lamps and Lightbulbs

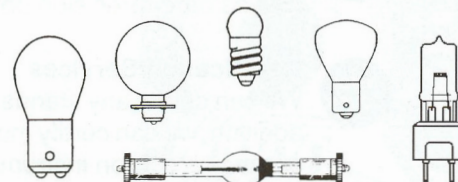
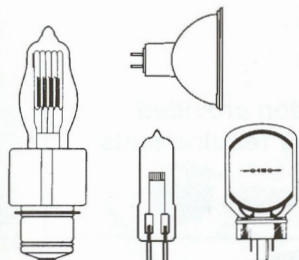
For Optical Comparators & Precision Optical Equipment



### for these manufacturers

Baty Gagemaster  
Bendix  
Deltronic  
J&L  
MicroVu  
Mitutoyo

Nikon  
OGP  
Scherr-Tumico  
Starrett  
Vermont Precision  
and many others...





# **VISUAL PRECISION**

## **ORDERING INFORMATION**

All standard catalog items can be customized to fit your needs.

Phone **248-546-7984**

FAX **248-546-7986**

PAGES  
**1-7**

### **Standard Charts . . . . . See Latest Price List**

To order a standard chart, please use the order form blank on the opposite page. Please note that most glass screens have close diameter tolerances of  $\pm .002$ ".

PAGE  
**8**

### **Standard Hand Held Discs . . . . . See Latest Price List**

To order a standard disc, please provide the catalog number, magnification, and increment.

PAGE  
**9**

### **Standard Layout Scales . . . . . See Latest Price List**

To order a standard layout scale, please provide the catalog number. The catalog number specifies length of scale, magnification, increment, units, and material. Please specify clear or frosted material. Cases are also available.

PAGE  
**10**

### **Custom Charts . . . . . Quotation provided per your requirements**

To order a custom chart please provide a sketch, part print, or CAD file (DXF preferred) so we may prepare a quotation to meet your design requirements. In addition, the order form blank on the opposite page should be included with your purchase order to provide comparator specifications that may influence chart characteristics.

PAGE  
**11**

### **Custom Comparator Gaging Systems . . . . . Quotation provided per your requirements**

To order a complete custom gaging system, please provide us with a part print or a CAD file (DXF preferred), as well as your fixture requirements. We will provide you with a quotation for a complete system.

PAGE  
**12**

### **Standard Comparator Fixtures . . . . . See Latest Price List**

To order a standard fixture, please provide catalog number, and comparator details.

PAGE  
**13**

### **Calibration References . . . . . See Latest Price List**

To order a calibration reference, please provide catalog number.

PAGE  
**14**

### **Custom Sight Gages . . . . . Quotation provided per your requirements**

To order a sight gage, please provide a sketch, part print, or CAD file (DXF preferred) so that we may prepare a quotation for your design requirements. Sight gages are generally produced on Plexiglass.

PAGE  
**14**

### **Light Bulbs . . . . . Call for Pricing**

We have replacement light bulbs for many optical comparators as well as other precision optical equipment.

INSIDE  
COVER

### **Certification Services . . . . . Quotation provided per your requirements**

We can certify any standard or custom product we manufacture. In addition, we can certify most of your existing charts, scales, reticles, or other precision instruments.





# VISUAL PRECISION, INC.

## ORDER FORM BLANK

For Optical Comparator Charts

Purchase Order #: \_\_\_\_\_

Ship via: \_\_\_\_\_

### BILL TO:

Company Name \_\_\_\_\_

Address \_\_\_\_\_

Phone \_\_\_\_\_ Fax \_\_\_\_\_

Contact \_\_\_\_\_

### SHIP TO:

Company Name \_\_\_\_\_

Address \_\_\_\_\_

Phone \_\_\_\_\_ Fax \_\_\_\_\_

Contact \_\_\_\_\_

### GENERAL ORDER INFORMATION

Quantity \_\_\_\_\_ Catalog # \_\_\_\_\_ (standard items)

Magnification \_\_\_\_\_ Increments \_\_\_\_\_ (if applicable)

Choose: **English** or **Metric** (circle one)

### COMPARATOR INFORMATION

Manufacturer \_\_\_\_\_

Model # \_\_\_\_\_

Serial # (if available) \_\_\_\_\_

## CHOOSE ONE MATERIAL TYPE AND PROVIDE THE DETAILS REQUESTED

### ☐ GLASS REPLACEMENT SCREEN

Screen Diameter \_\_\_\_\_ (within .001") Glass thickness \_\_\_\_\_ Choose: **Hard Image** or **Protected Image**  
(circle one)

#### OPTIONAL FEATURES: Please indicate optional features desired.

Beveled Edges? **Yes** or **No**

on front \_\_\_\_\_ (size X angle)

on rear \_\_\_\_\_ (size X angle)

Chart Clip Lugs? **Yes** or **No**





Quantity \_\_\_\_\_

Threaded? **Yes** or **No**

Drilled Holes? **Yes** or **No**

Quantity \_\_\_\_\_

Hole Size \_\_\_\_\_

Orientation     OTHER

### ☐ PLASTIC OVERLAY - Standard thickness of plastic is .050"

Diameter Required \_\_\_\_\_ (within 1/4") Quantity \_\_\_\_\_

#### OPTIONAL FEATURES: Please indicate optional features desired.

Are notches needed for overlay to fit around chart clips? **Yes** or **No**

Location (**vital**) \_\_\_\_\_ degrees (from horizontal centerline)

Finish: **Frosted** or **Clear** (Frosted is standard)

### ☐ MYLAR OVERLAY OPTIONS - Standard thickness of mylar is .007"

Diameter Required \_\_\_\_\_ Quantity \_\_\_\_\_

Finish: **Frosted** or **Clear** (choose one)

### Do you have any special requirements or requests?

Include another sheet with specifications and a sketch. Please submit a drawing, blueprint, or CAD file (ACADr12, DXF, or IGS format) when requesting a custom screen or overlay.



Cat No. 2002

# ***VISUAL PRECISION, INC.***

## **Optical Comparator Charts, Scales, Fixtures & Accessories**

ISO 9001 Registered

### *Why choose Visual Precision?*

- \* We vigorously maintain the high standards that have established Visual Precision as the benchmark in the field of Optical Comparator accessories.
- \* We have the means today of creating a chart for your comparator in any size, shape, color, or quantity; with any image you require.
- \* Our production techniques have grown from hand-held scribes and paint brushes to using computers & customized NC software driven etching and photo-plotting tables.
- \* For over 35 years we have been making optical comparator charts, fixtures, sight gages and precision scales.
- \* We have satisfied customers the world over.



**IE&E INDUSTRIES, INC.**  
TECHNOLOGY GROUP MEMBER

<http://www.ie-e.com>

ON-LINE INFORMATION



<http://www.vpcharts.com>

#### **DISTRIBUTED BY:**

**Rapp Industrial Sales  
127 Main Street  
Connoquenessing Pa 16027**